



VLB JANAKIAMMAL COLLEGE OF ARTS AND SCIENCE

An Autonomous Institution, Affiliated to Bharathiar University and Approved by AICTE
Re-Accredited by NAAC with 'B++' Grade

KOVAIPUDUR, COIMBATORE – 641 042

Phone: 0422-2605162 E-mail: principal@vlbjcas.ac.in Website: www.vlbjas.ac.in

AQAR – 2021-2022

CRITERIA – 1

1.4.1 Feedback

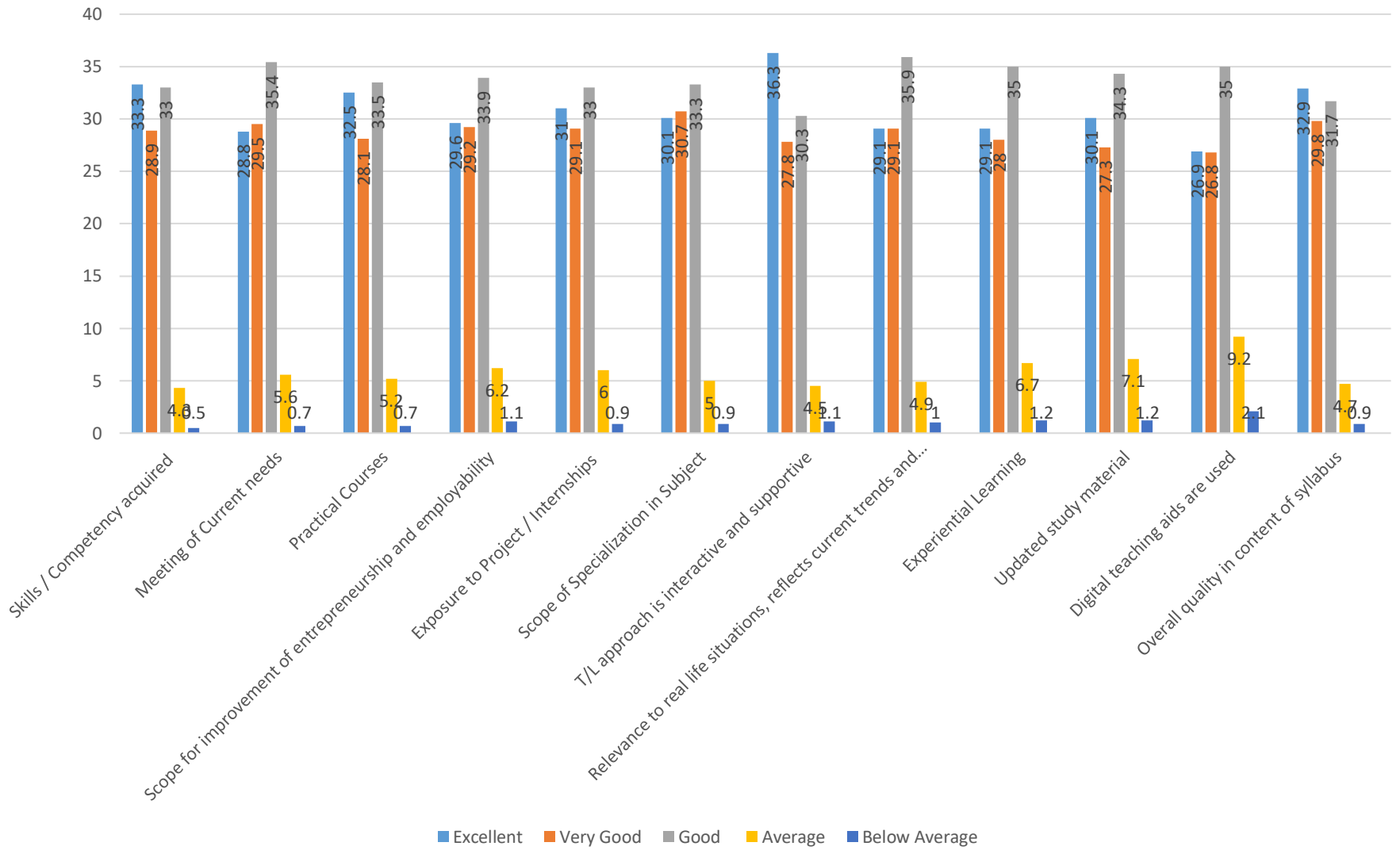
The following details are provided as a sample document

1. Student, Faculty, Alumni & Employers Feedback analysis Report

STUDENT FEEDBACK ANALYSIS (2021 - 2022)

WEIGHTAGE	PARAMETER 1	PARAMETER 2	PARAMETER 3	PARAMETER 4	PARAMETER 5	PARAMETER 6	PARAMETER 7	PARAMETER 8	PARAMETER 9	PARAMETER 10	PARAMETER 11	PARAMETER 12
Excellent	33.3	28.8	32.5	29.6	31	30.1	36.3	29.1	29.1	30.1	26.9	32.9
Very Good	28.9	29.5	28.1	29.2	29.1	30.7	27.8	29.1	28	27.3	26.8	29.8
Good	33	35.4	33.5	33.9	33	33.3	30.3	35.9	35	34.3	35	31.7
Average	4.3	5.6	5.2	6.2	6	5	4.5	4.9	6.7	7.1	9.2	4.7
Below Average	0.5	0.7	0.7	1.1	0.9	0.9	1.1	1	1.2	1.2	2.1	0.9

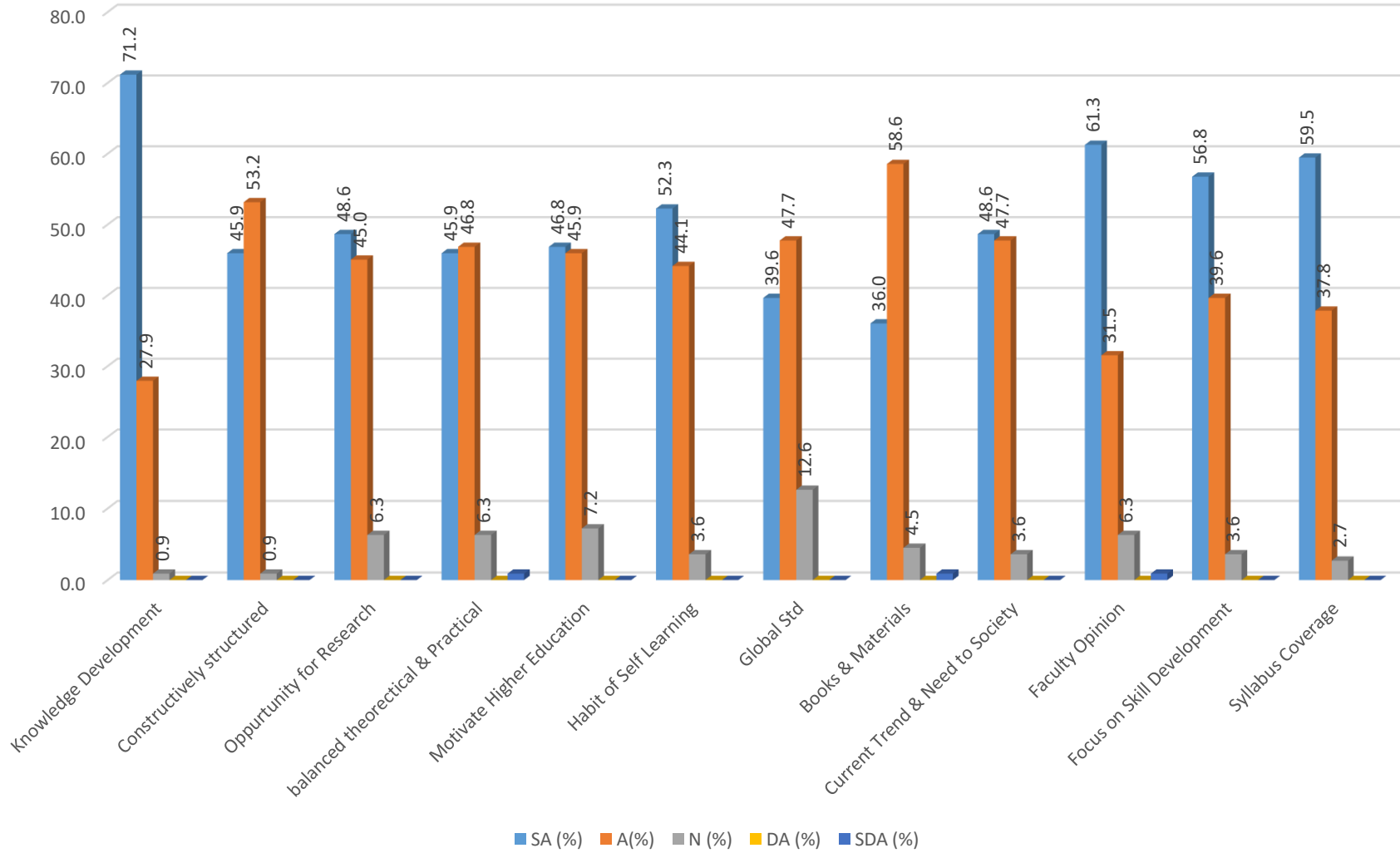
STUDENTS FEEDBACK ON CURRICULUM 2021-22



FACULTY FEEDBACK ANALYSIS ODD (2021 - 2022)

WEIGHTAGE	PARAMETER 1	PARAMETER 2	PARAMETER 3	PARAMETER 4	PARAMETER 5	PARAMETER 6	PARAMETER 7	PARAMETER 8	PARAMETER 9	PARAMETER 10	PARAMETER 11	PARAMETER 12
Excellent	71.2	45.9	48.6	45.9	46.8	52.3	39.6	36.0	48.6	61.3	56.8	59.5
Very Good	27.9	53.2	45.0	46.8	45.9	44.1	47.7	58.6	47.7	31.5	39.6	37.8
Good	0.9	0.9	6.3	6.3	7.2	3.6	12.6	4.5	3.6	6.3	3.6	2.7
Average	0.0	0.0	0.0	0.0	0.0	0.0	0.0	0.0	0.0	0.0	0.0	0.0
Below Average	0.0	0.0	0.0	0.9	0.0	0.0	0.0	0.9	0.0	0.9	0.0	0.0

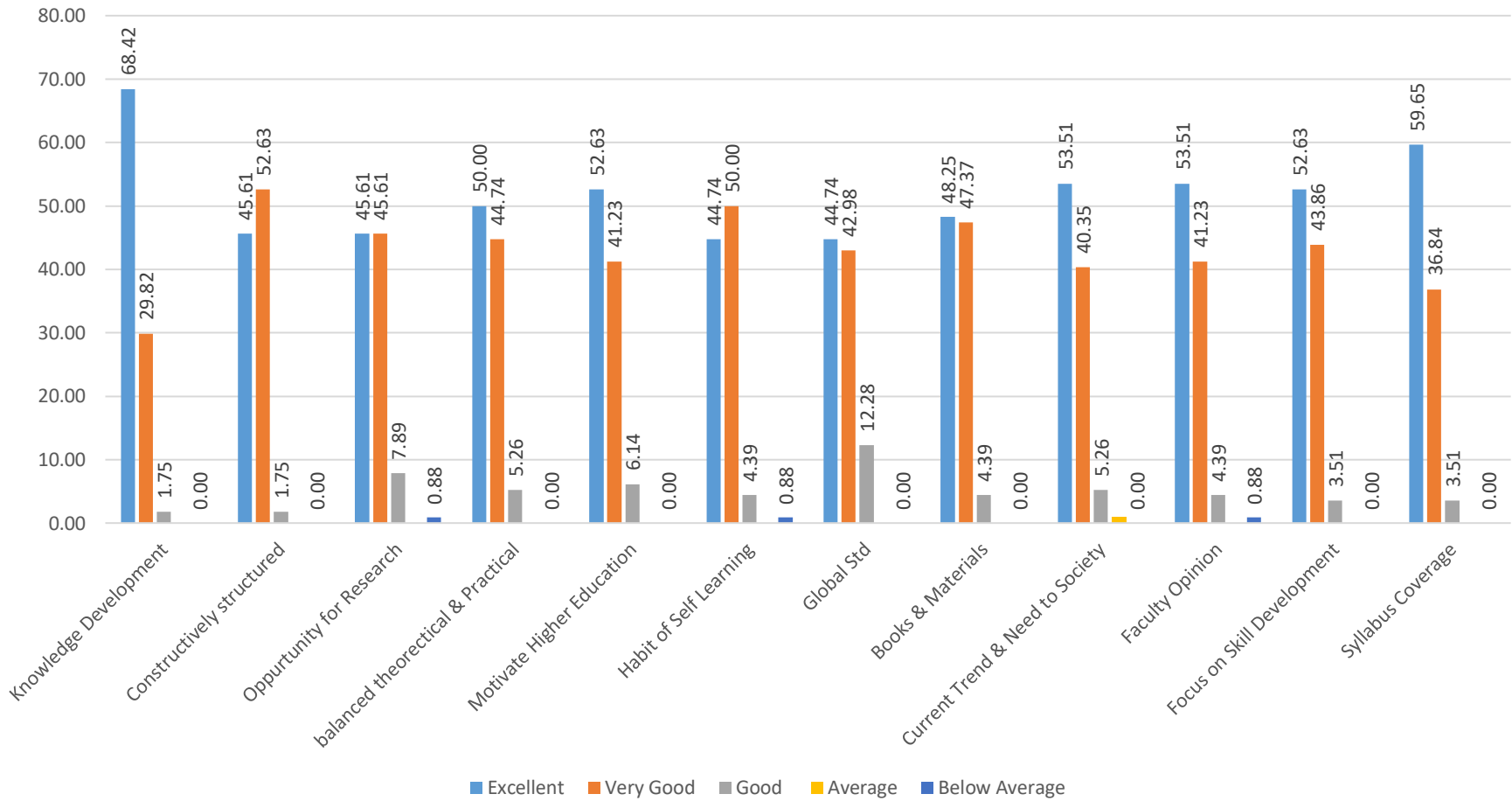
Faculty Feedback on curriculum ODD(2021-22)



FACULTY FEEDBACK ANALYSIS EVEN (2021 - 2022)

WEIGHTAGE	PARAMETER 1	PARAMETER 2	PARAMETER 3	PARAMETER 4	PARAMETER 5	PARAMETER 6	PARAMETER 7	PARAMETER 8	PARAMETER 9	PARAMETER 10	PARAMETER 11	PARAMETER 12
Excellent	68.42	45.61	45.61	50.00	52.63	44.74	44.74	48.25	53.51	53.51	52.63	59.65
Very Good	29.82	52.63	45.61	44.74	41.23	50.00	42.98	47.37	40.35	41.23	43.86	36.84
Good	1.75	1.75	7.89	5.26	6.14	4.39	12.28	4.39	5.26	4.39	3.51	3.51
Average	0.00	0.00	0.00	0.00	0.00	0.00	0.00	0.00	0.88	0.00	0.00	0.00
Below Average	0.00	0.00	0.88	0.00	0.00	0.88	0.00	0.00	0.00	0.88	0.00	0.00

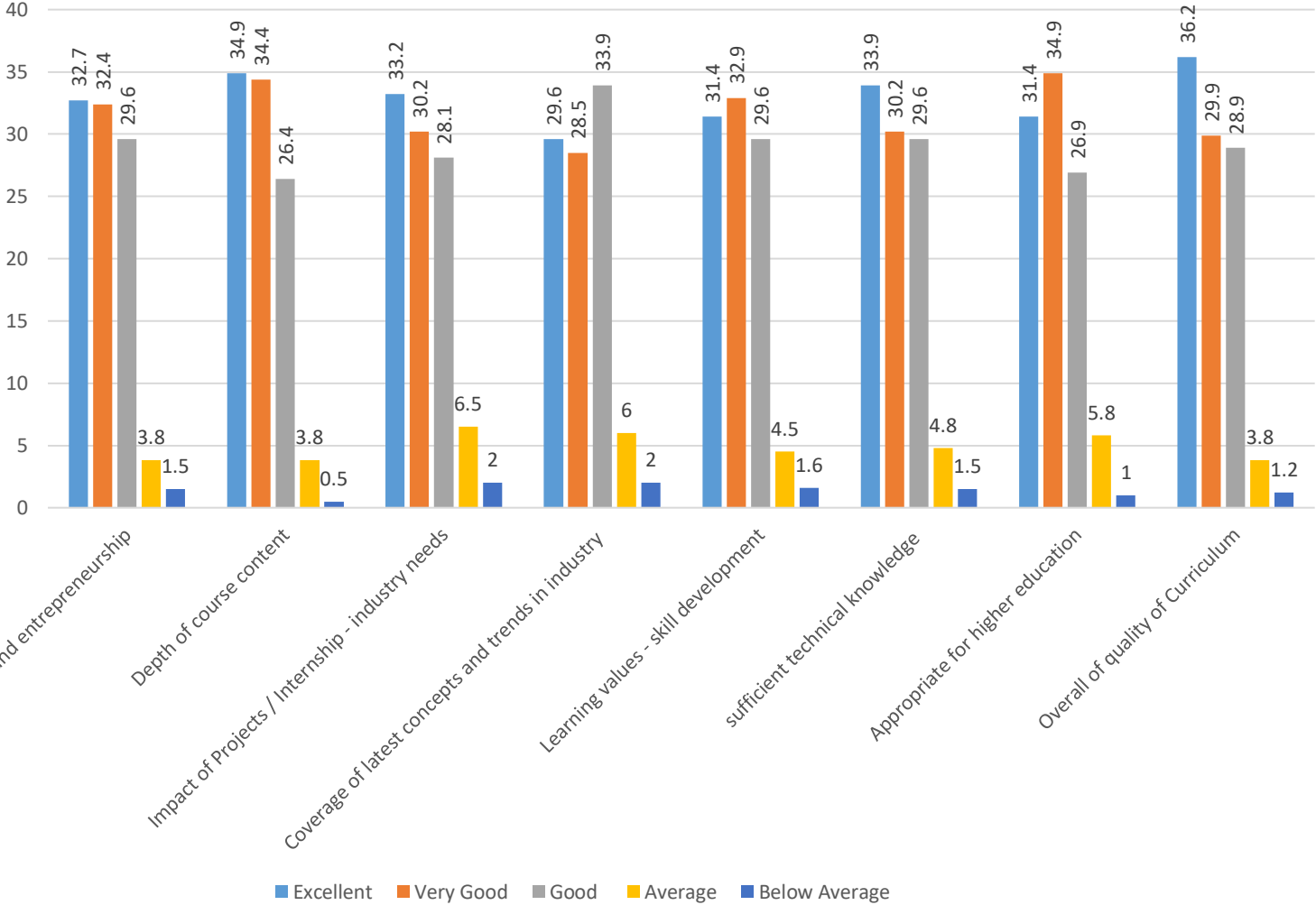
Faculty Feedback on curriculum EVEN 2021-22



ALUMNI FEEDBACK ANALYSIS (2021 - 2022)

WEIGHTAGE	Relevance - employability and entrepreneurship	Depth of course content	Impact of Projects / Internship - industry needs	Coverage of latest concepts and trends in industry	Learning values - skill development	sufficient technical knowledge	Appropriate for higher education	Overall of quality of Curriculum
Excellent	32.7	34.9	33.2	29.6	31.4	33.9	31.4	36.2
Very Good	32.4	34.4	30.2	28.5	32.9	30.2	34.9	29.9
Good	29.6	26.4	28.1	33.9	29.6	29.6	26.9	28.9
Average	3.8	3.8	6.5	6	4.5	4.8	5.8	3.8
Below Average	1.5	0.5	2	2	1.6	1.5	1	1.2

Alumini Feedback on curriculum 2021-22



EMPLOYER FEEDBACK ON CURRICULUM 2021-22

