



VLB JANAKIAMMAL COLLEGE OF ARTS AND SCIENCE
(AUTONOMOUS)
AFFILIATED TO BHARATHIAR UNIVERSITY
KOVAIPUDUR, COIMBATORE - 42

AQAR – 2020-2021

CRITERIA – 1

1.4.1 Feedback

The following details are provided as sample document

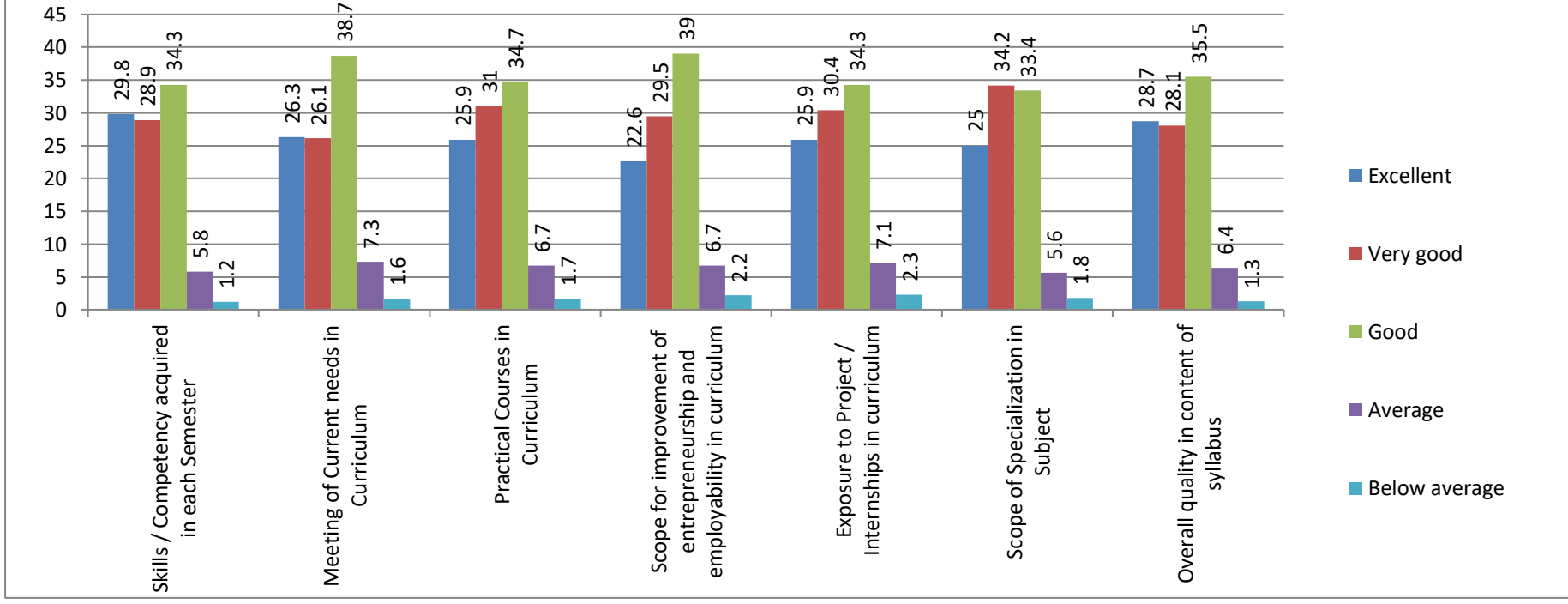
1. Student, Faculty, Alumni & Employers Feedback analysis Report

VLB JANAKIAMMAL COLLEGE OF ARTS AND SCIENCE (AUTONOMOUS)

KOVAIPUDUR, COIMBATORE -42.

STUDENT FEEDBACK ANALYSIS (2020-2021)

WEIGHTAGE	Skills / Competency acquired in each Semester Average(%)	Meeting of Current needs in Curriculum Average(%)	Practical Courses in Curriculum Average(%)	Scope for improvement of entrepreneurship and employability in curriculum Average(%)	Exposure to Project / Internships in curriculum Average(%)	Scope of Specialization in Subject Average(%)	Overall quality in content of syllabus Average(%)
Excellent	29.8	26.3	25.9	22.6	25.9	25	28.7
Very good	28.9	26.1	31	29.5	30.4	34.2	28.1
Good	34.3	38.7	34.7	39	34.3	33.4	35.5
Average	5.8	7.3	6.7	6.7	7.1	5.6	6.4
Below average	1.2	1.6	1.7	2.2	2.3	1.8	1.3

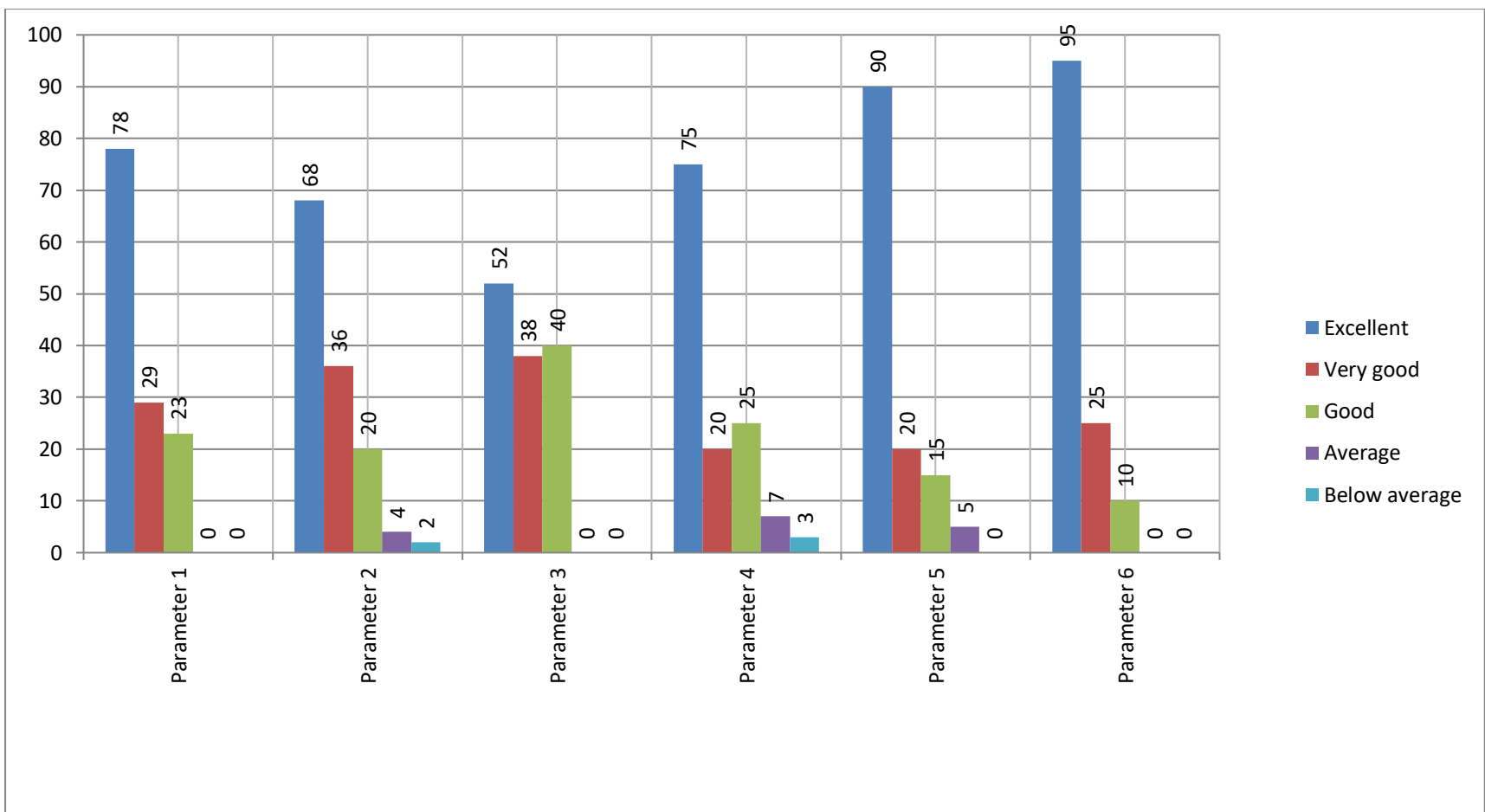


VLB JANAKIAMMAL COLLEGE OF ARTS AND SCIENCE (AUTONOMOUS)

KOVAIPUDUR, COIMBATORE -42.

FACULTY FEEDBACK ANALYSIS (2020-2021)

WEIGHTAGE	Parameter 1	Parameter 2	Parameter 3	Parameter 4	Parameter 5	Parameter 6
Excellent	78	68	52	75	90	95
Very good	29	36	38	20	20	25
Good	23	20	40	25	15	10
Average	0	4	0	7	5	0
Below average	0	2	0	3	0	0

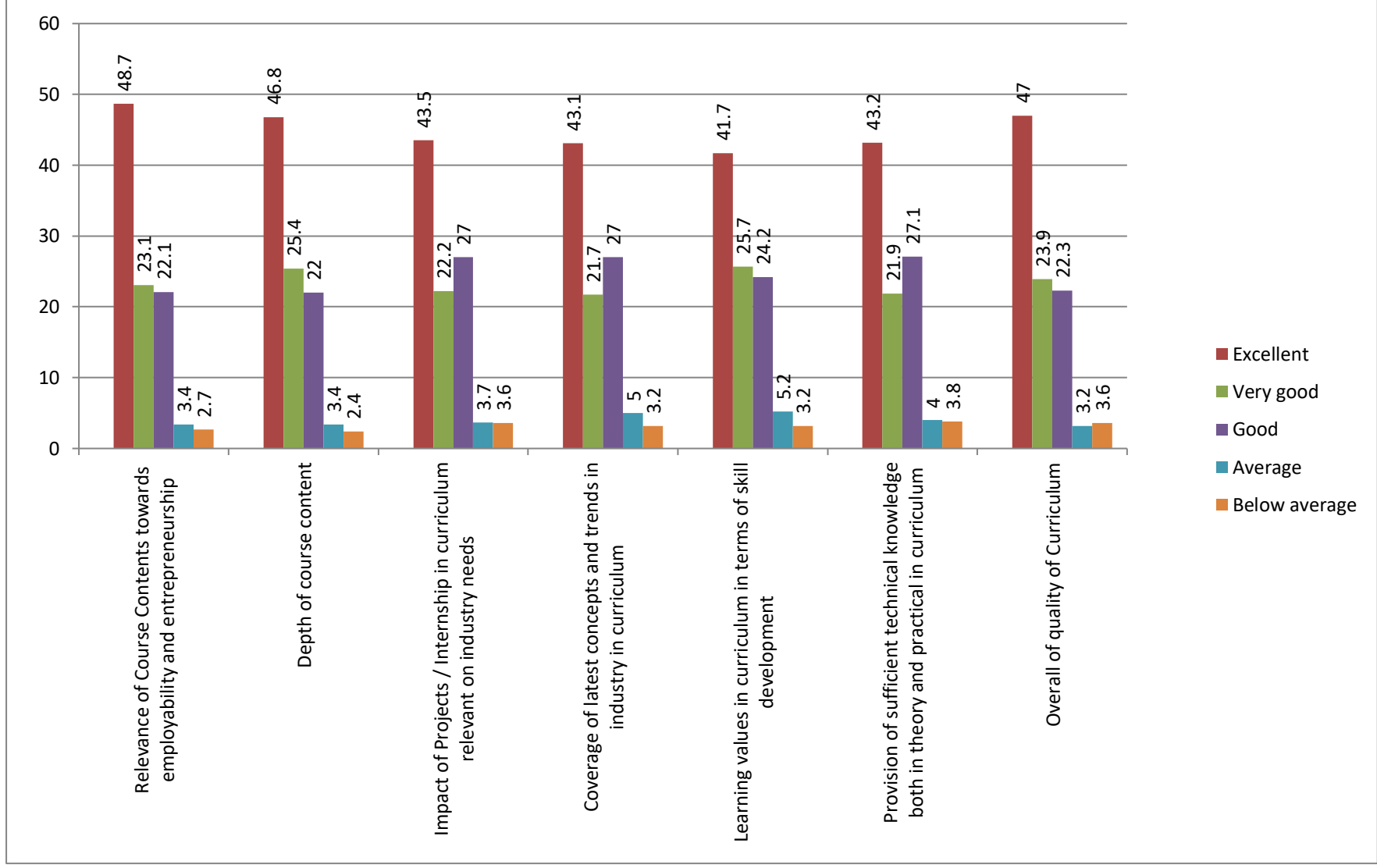


VLB JANAKIAMMAL COLLEGE OF ARTS AND SCIENCE (AUTONOMOUS)

KOVAIPUDUR, COIMBATORE -42.

ALUMNI FEEDBACK ANALYSIS (2020-2021)

WEIGHTAGE	Relevance of Course Contents towards employability and entrepreneurship Average (%)	Depth of course content Average (%)	Impact of Projects / Internship in curriculum relevant on industry needs Average (%)	Coverage of latest concepts and trends in industry in curriculum Average (%)	Learning values in curriculum in terms of skill development Average (%)	Provision of sufficient technical knowledge both in theory and practical in curriculum Average (%)	Overall of quality of Curriculum Average (%)
Excellent	48.7	46.8	43.5	43.1	41.7	43.2	47.0
Very good	23.1	25.4	22.2	21.7	25.7	21.9	23.9
Good	22.1	22.0	27.0	27.0	24.2	27.1	22.3
Average	3.4	3.4	3.7	5.0	5.2	4.0	3.2
Below average	2.7	2.4	3.6	3.2	3.2	3.8	3.6



VLB JANAKIAMMAL COLLEGE OF ARTS AND SCIENCE (AUTONOMOUS)

KOVAIPUDUR, COIMBATORE -42.

EMPLOYER FEEDBACK ANALYSIS (2020-2021)

WEIGHTAGE	Knowledge Level of the Students	Skill set of the Students	Communication skill	Inter Personal Skills	Support from Placement Office
Excellent	29.7	22.6	34.2	34.4	58.3
Very good	27.1	29.5	25	30.4	22.4
Good	35.5	39	33.4	25.9	19.3
Average	6.5	6.7	5.6	7.0	0
Below average	1.2	2.2	1.8	2.3	0

