



VLB JANAKIAMMAL COLLEGE OF ARTS AND SCIENCE

An Autonomous Institution, Affiliated to Bharathiar University and Approved by AICTE

Re-Accredited by NAAC with 'B++' Grade

KOVAIPUDUR, COIMBATORE – 641 042

Phone: 0422-2605162 E-mail: principal@vlbjcas.ac.in Website: www.vlbjas.ac.in

AQAR – 2022-2023

CRITERIA – 1

1.4.1 & 1.4.2 Feedback Analysis

The following details are provided as a sample document

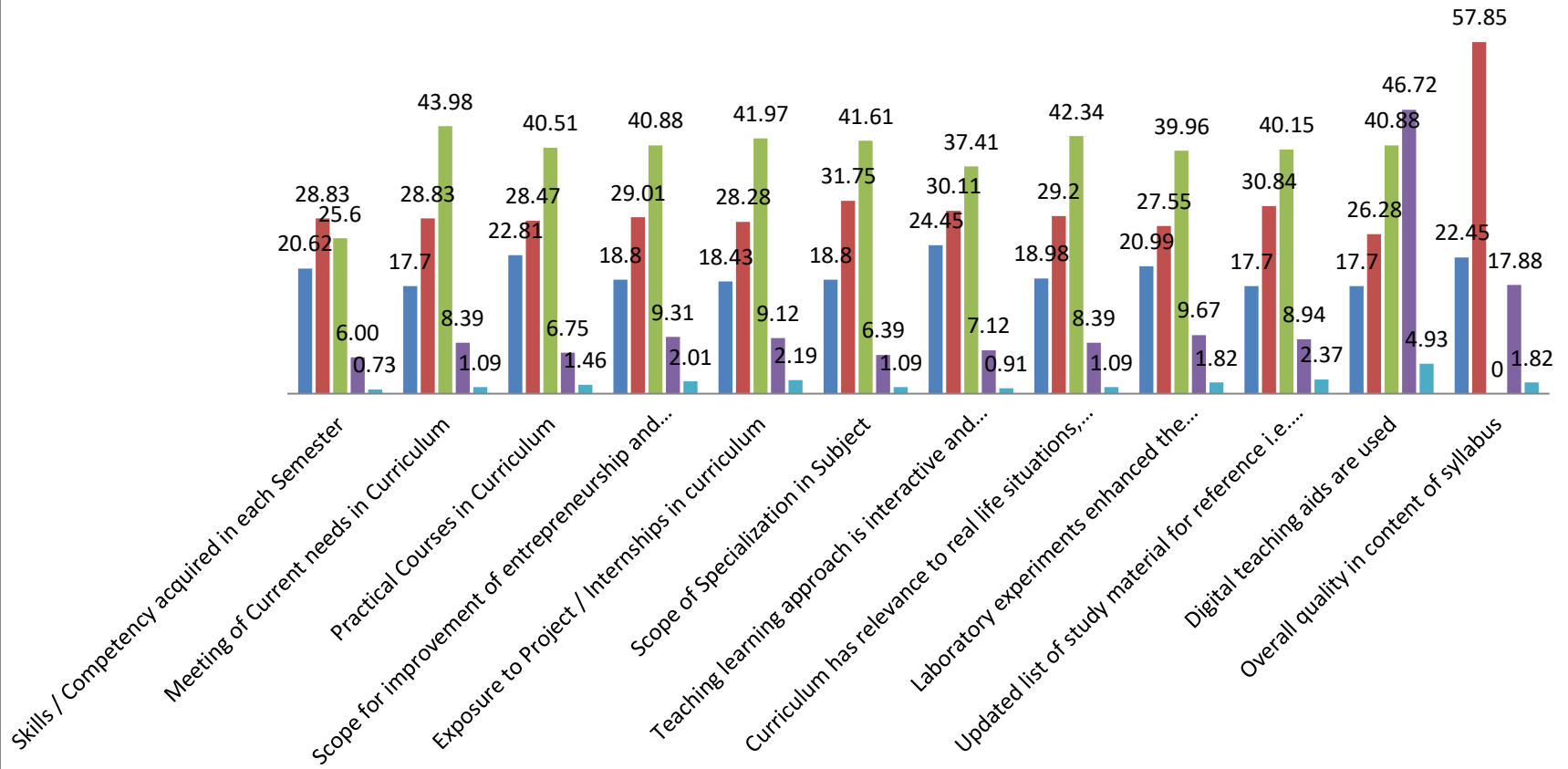
1. Student, Faculty, Alumni, Academic peer & Employers Feedback analysis Report

Student Feedback on Curriculum 2022-23(ODD)

WEIGHTAGE	PARAMETER 1	PARAMETER 2	PARAMETER 3	PARAMETER 4	PARAMETER 5	PARAMETER 6	PARAMETER 7	PARAMETER 8	PARAMETER 9	PARAMETER 10	PARAMETER 11	PARAMETER 12
Excellent	20.62	17.7	22.81	18.8	18.43	18.8	24.45	18.98	20.99	17.7	17.7	22.45
Very good	28.83	28.83	28.47	29.01	28.28	31.75	30.11	29.2	27.55	30.84	26.28	57.85
Good	25.6	43.98	40.51	40.88	41.97	41.61	37.41	42.34	39.96	40.15	40.88	0
Average	6.00	8.39	6.75	9.31	9.12	6.39	7.12	8.39	9.67	8.94	46.72	17.88
Below average	0.73	1.09	1.46	2.01	2.19	1.09	0.91	1.09	1.82	2.37	4.93	1.82

Student Feedback on Curriculum -2022-23 (ODD)

■ Excellent
 ■ Very good
 ■ Good
 ■ Average
 ■ Below average

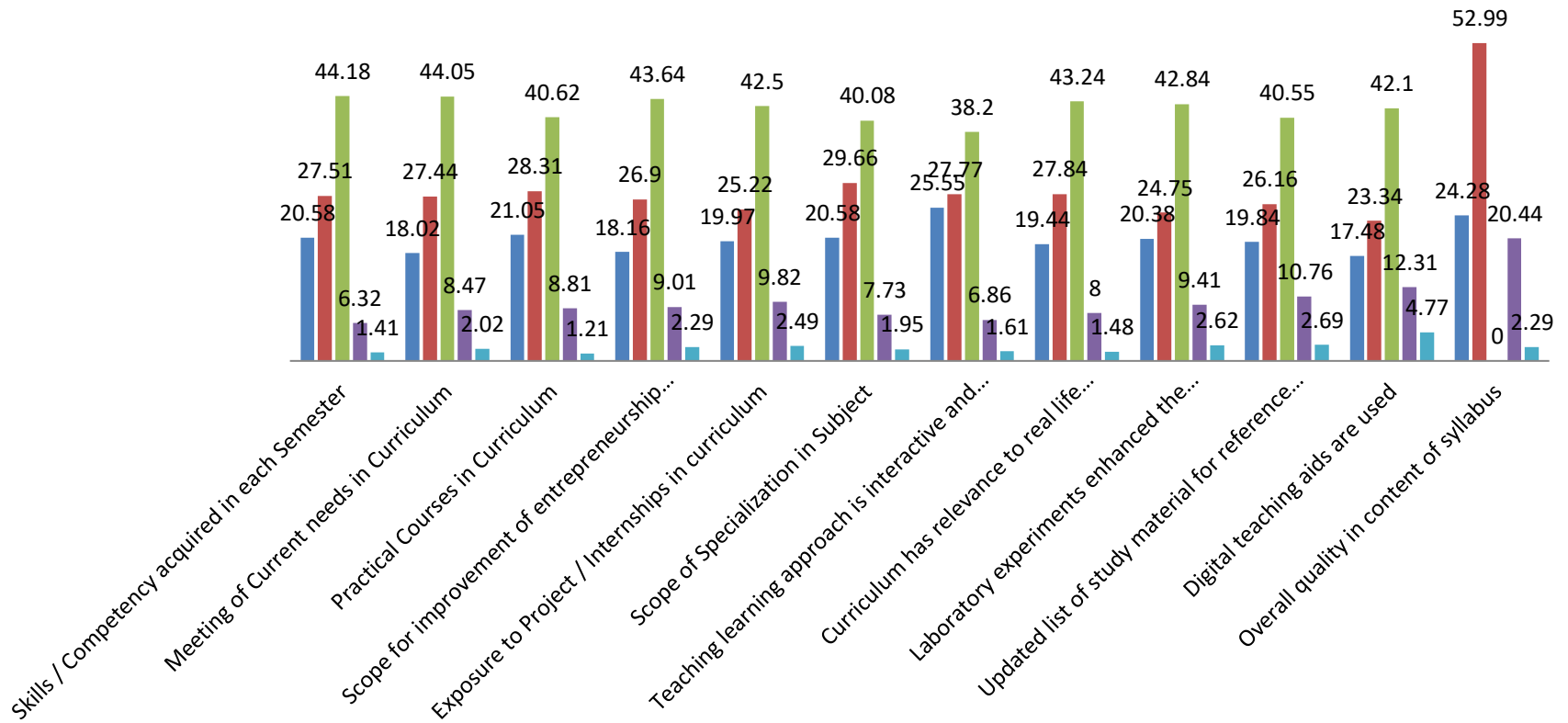


Student Feedback on Curriculum 2022-23 (EVEN)

Weightage	PARAMETER 1	PARAMETER 2	PARAMETER 3	PARAMETER 4	PARAMETER 5	PARAMETER 6	PARAMETER 7	PARAMETER 8	PARAMETER 9	PARAMETER 10	PARAMETER 11	PARAMETER 12
Excellent	20.58	18.02	21.05	18.16	19.97	20.58	25.55	19.44	20.38	19.84	17.48	24.28
Very good	27.51	27.44	28.31	26.9	25.22	29.66	27.77	27.84	24.75	26.16	23.34	52.99
Good	44.18	44.05	40.62	43.64	42.5	40.08	38.2	43.24	42.84	40.55	42.1	0
Average	6.32	8.47	8.81	9.01	9.82	7.73	6.86	8	9.41	10.76	12.31	20.44
Below average	1.41	2.02	1.21	2.29	2.49	1.95	1.61	1.48	2.62	2.69	4.77	2.29

Student Feedback on Curriculum 2022-23 (EVEN)

■ Excellent
 ■ Very good
 ■ Good
 ■ Average
 ■ Below average

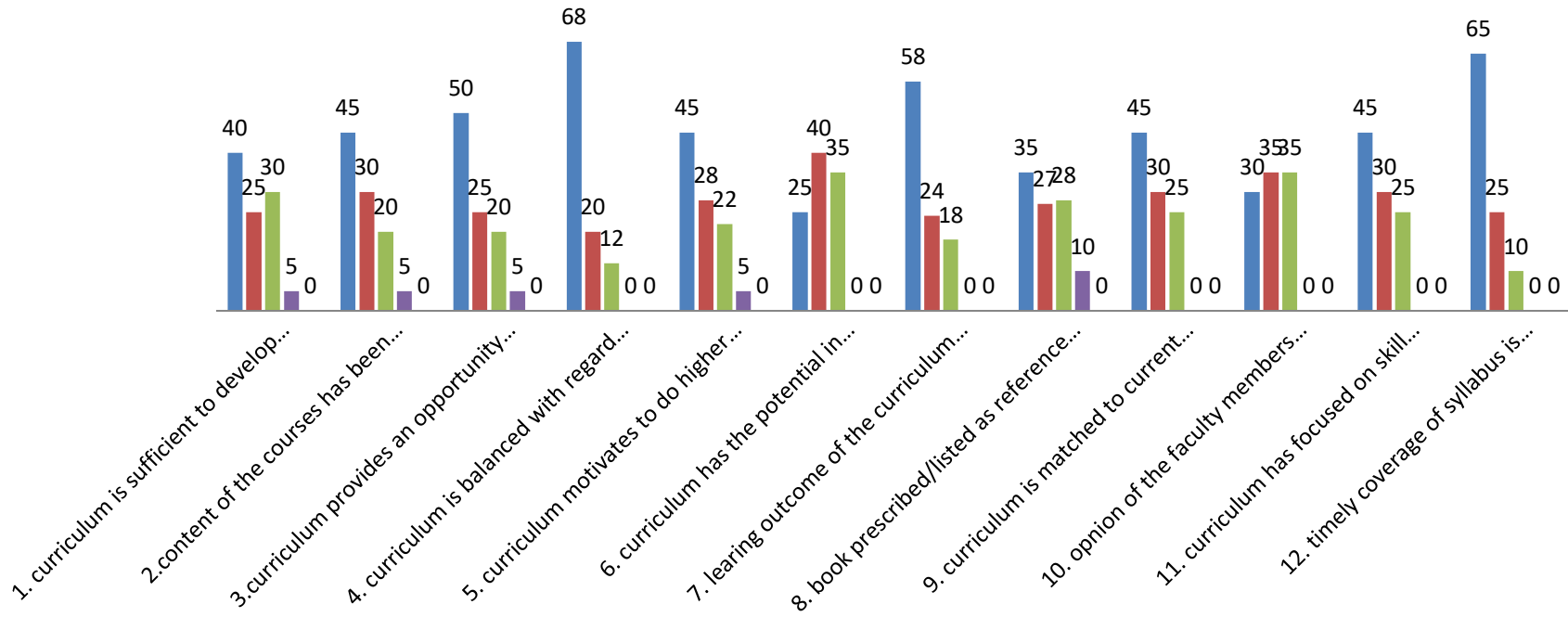


Faculty Feedback on Curriculum 2022-23 ODD

WEIGHTAGE	PARAMETER 1	PARAMETER 2	PARAMETER 3	PARAMETER 4	PARAMETER 5	PARAMETER 6	PARAMETER 7	PARAMETER 8	PARAMETER 9	PARAMETER10	PARAMETER 11	PARAMETER 12
STRONGLY AGREED	40	45	50	68	45	25	58	35	45	30	45	65
AGREE	25	30	25	20	28	40	24	27	30	35	30	25
NEUTRAL	30	20	20	12	22	35	18	28	25	35	25	10
DISAGREE	5	5	5	0	5	0	0	10	0	0	0	0

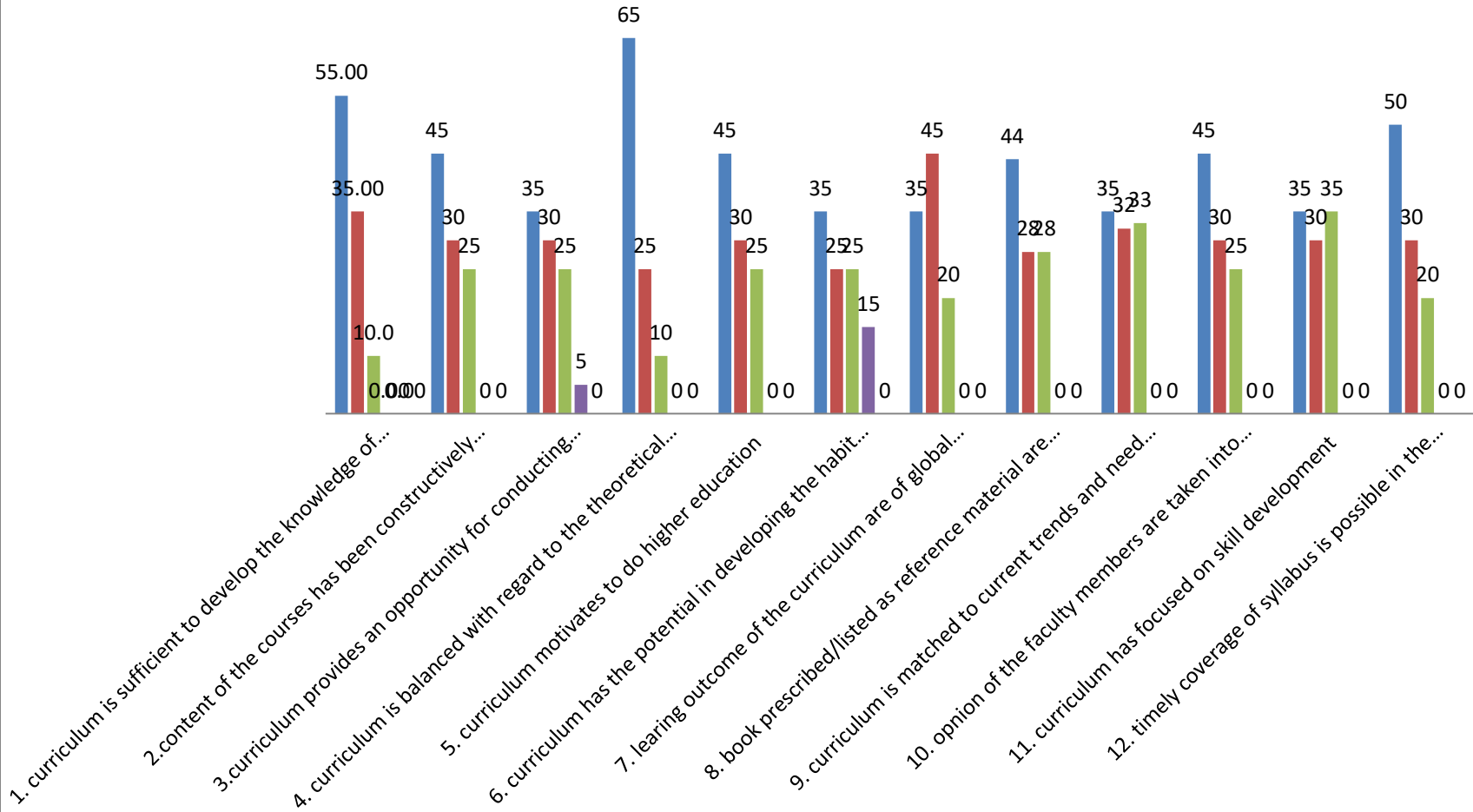
Faculty Feedback on Curriculum 2022-23 ODD

■ STRONGLY AGREED
 ■ AGREE
 ■ NEUTRAL
 ■ DISAGREE
 ■ STRONGLY DISAGREE



Faculty Feedback on Curriculum 2022-23 EVEN

■ STRONGLY AGREED
 ■ AGREE
 ■ NEUTRAL
 ■ DISAGREE
 ■ STRONGLY DISAGREE

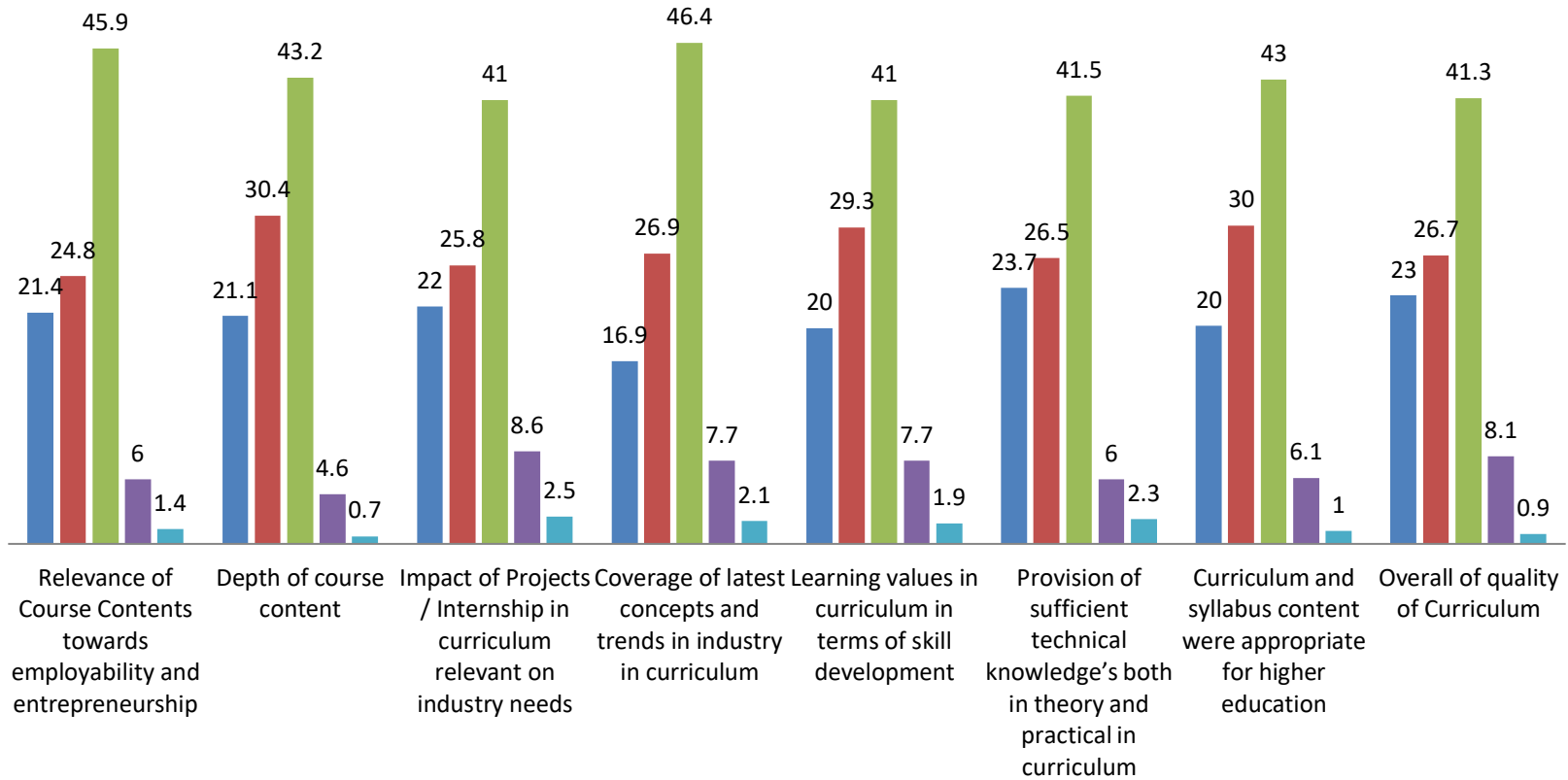


Alumni Feedback on Curriculum 2022-23

Weightage	Relevance of Course Contents towards employability and entrepreneurship	Depth of course content	Impact of Projects / Internship in curriculum relevant on industry needs	Coverage of latest concepts and trends in industry in curriculum	Learning values in curriculum in terms of skill development	Provision of sufficient technical knowledge's both in theory and practical in curriculum	Curriculum and syllabus content were appropriate for higher education	Overall of quality of Curriculum
Excellent	21.4	21.1	22	16.9	20	23.7	20	23
Very good	24.8	30.4	25.8	26.9	29.3	26.5	30	26.7
Good	45.9	43.2	41	46.4	41	41.5	43	41.3
Average	6	4.6	8.6	7.7	7.7	6	6.1	8.1
Below average	1.4	0.7	2.5	2.1	1.9	2.3	1	0.9

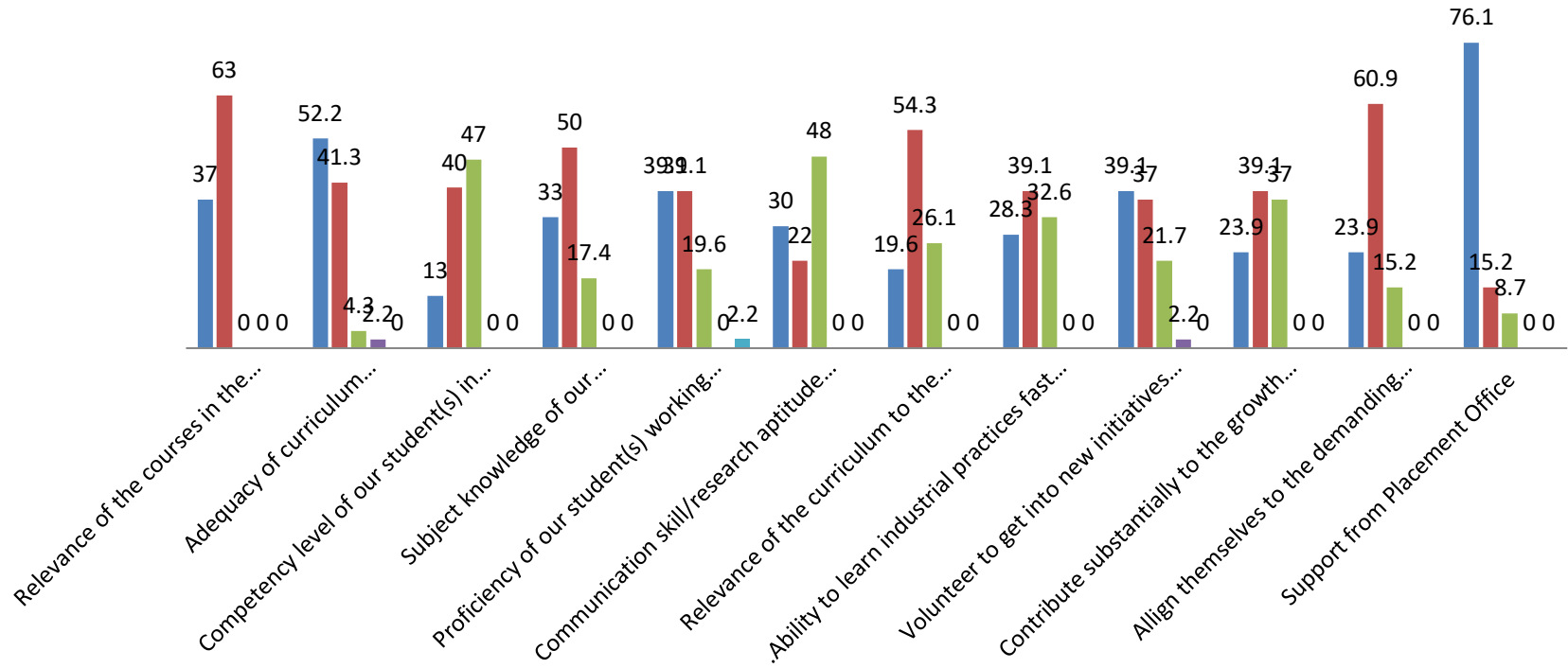
Alumni Feedback on Curriculum 2022-23

■ Excellent ■ Very good ■ Good ■ Average ■ Below average



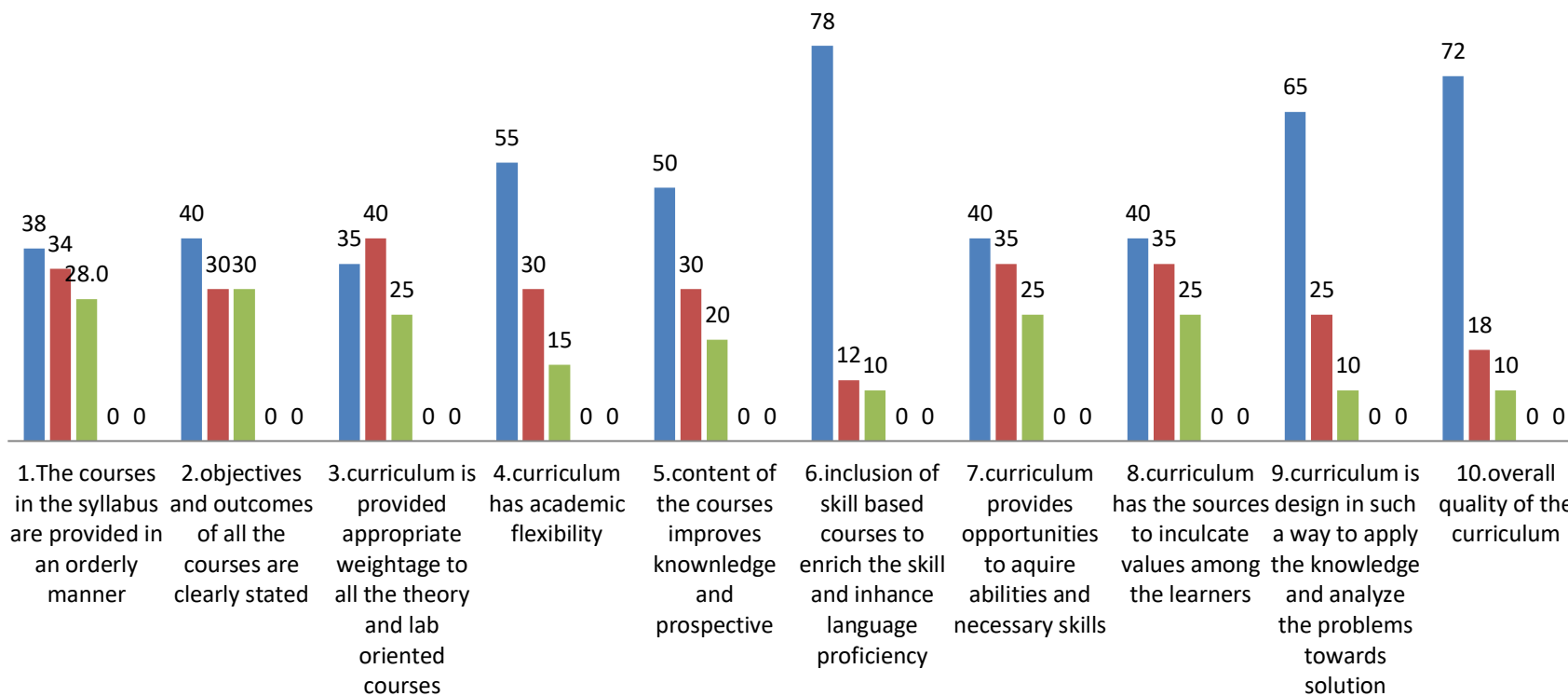
EMPLOYER FEEDBACK 2022-2023

■ Excellent ■ Very good ■ Good ■ Average ■ Below average



Feedback on Curriculum by Academic Peers 2022-23 ODD

■ Excellent
 ■ Very good
 ■ Good
 ■ Fair
 ■ Poor



Feedback on Curriculum by Academic Peers 2022-23 EVEN

■ Excellent
 ■ Very good
 ■ Good
 ■ Fair
 ■ Poor
 ■ Feedback on Curriculum by Academic Peers 2022-23 EVEN

